



District Report Card: 2017


State: Delhi	District: New Delhi
Class: 3	Subject: Language
Schools: 56	Students: 1462


Participation/Coverage


Students

GENDER 	Boys		Girls	
	Number	%	Number	%
	753	51.50	709	48.50

AREA 	Rural		Urban	
	Number	%	Number	%
	31	2.12	1431	97.88

CATEGORY 	SC		ST		OBC		GEN	
	Number	%	Number	%	Number	%	Number	%
	275	18.81	13	0.89	69	4.72	1105	75.58

CWSN 	LD	VI	HI	S&LD	ID	Oth
	0	0	0	0	0	2

Management 	Government		Government-aided	
	Number	%	Number	%
	999	68.33	463	31.67

Average Performance of Students in Language (%)

Overall	Gender		Area		Management		Social Group			
	Male	Female	Rural	Urban	Govt.	Aided	SC	ST	OBC	GEN
61.76	61.23	62.32	44.09	62.14	64.86	55.08	60.90	59.49	65.41	61.77

Performance on Learning Outcomes (LOs)

Learning Outcomes	Description	Average Performance(%)
L304	Reads small texts with comprehension i.e., identifies main ideas, details, sequence and draws conclusions	62.57
L312	Reads printed scripts on the classroom walls: poems, posters, charts etc.	60.14

Range of Performance of Students who Answered Correctly							
Below 30%		30% - 50%		50% - 75%		Above 75%	
Number	%	Number	%	Number	%	Number	%
186	12.72	282	19.29	485	33.17	509	34.82

Lowest Performing Learning Outcomes (LOs)

1 - Reads printed scripts on the classroom walls: poems, posters, charts etc. (60.14)

2 - Reads small texts with comprehension i.e., identifies main ideas, details, sequence and draws conclusions (62.57)